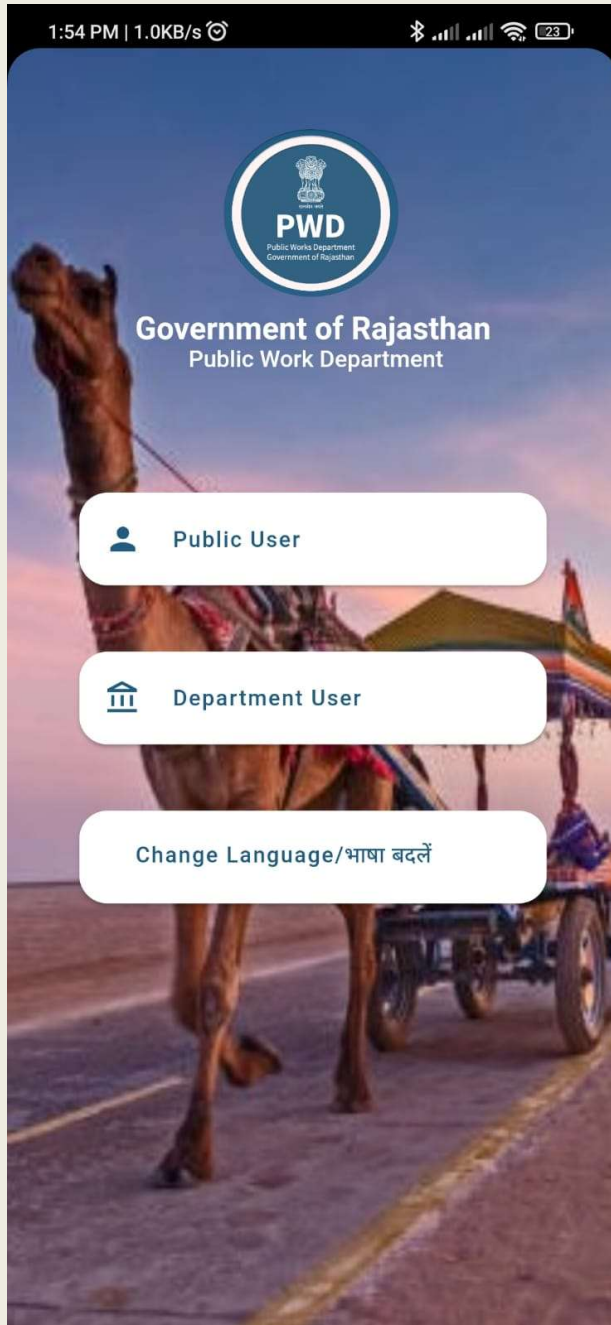




PWD Rajasthan App

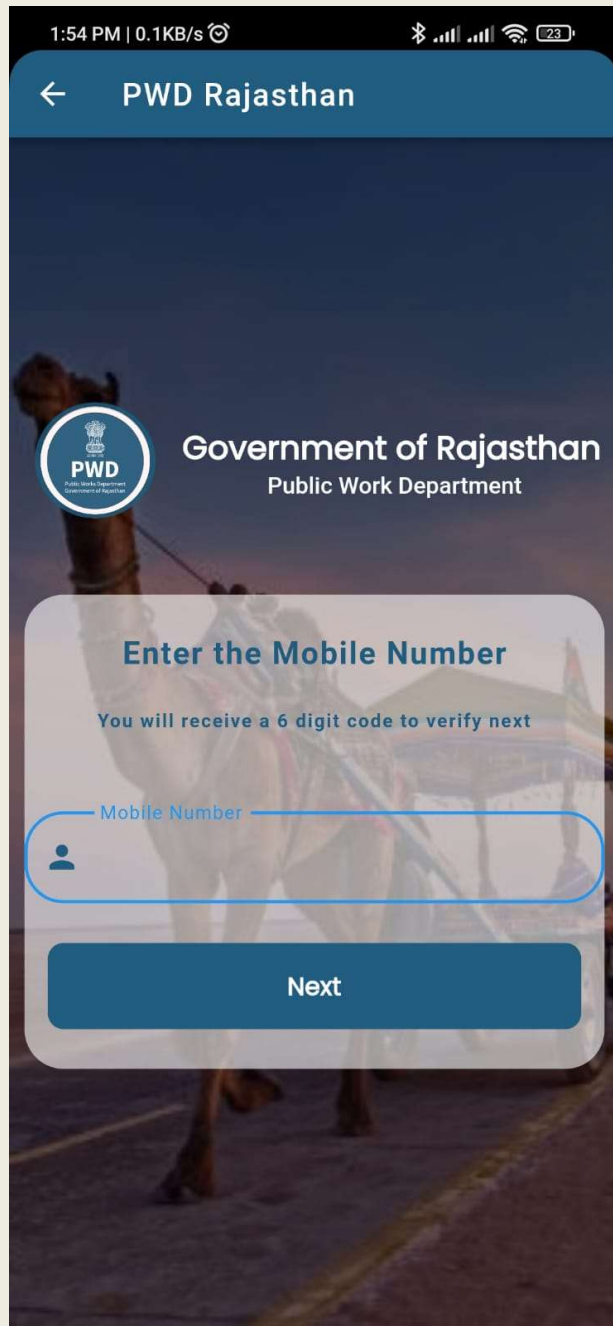
User Manual For
Public User

1st Screen



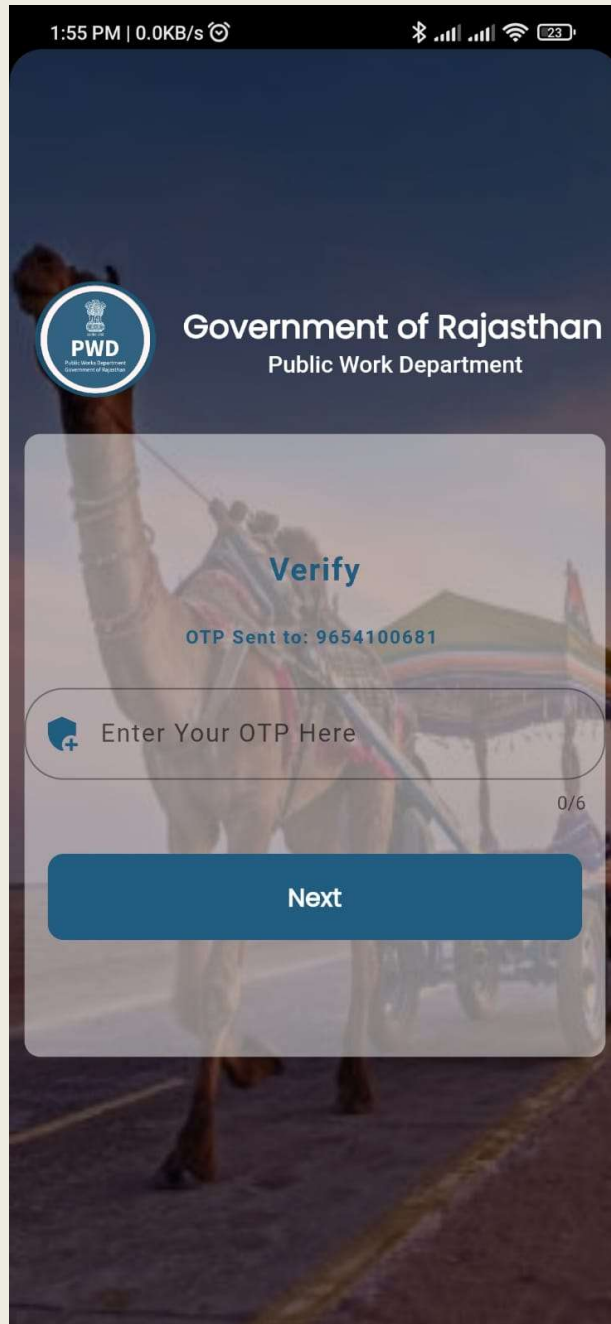
1. Public user can login with mobile No. & OTP
2. Department user can login with registered SSO ID & password.
3. App is available with English / Hindi Language for public user.

1st screen for Public user



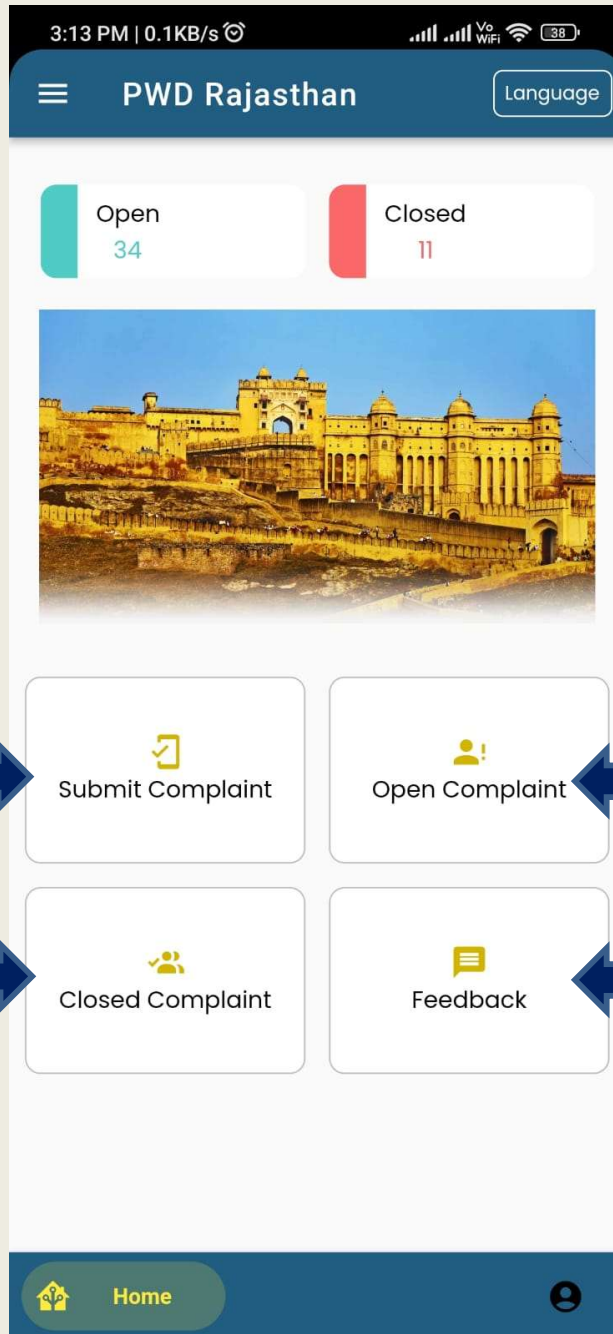
For public user:
Enter The valid mobile No.

2nd screen for public user

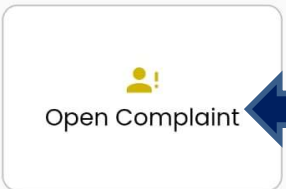
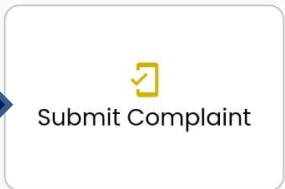


Enter OTP :
For verification.
OTP will be received by text message

Home Screen for Public user


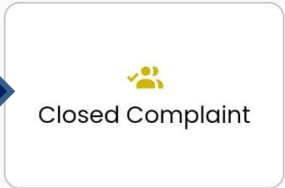


Click here to submit complaint



Click here to open complaint

Click here to closed complaint



Click here to feedback

Step 1 : Submit complaint

3:09 PM | 0.0KB/s

Submit Complaint

Select

Select

Select complaint type

Select complaint type

Location - Select one option

- Location on map
- Location near me
- District

Next

Select Sector Type (Project / Assets-Inventory)

Select Complaint Type (Project / Assets-Inventory)

Select one option for Location

Step 2 : Submit complaint

Building

3:10 PM | 1.6KB/s

Submit Complaint

Colony Name

Ajmer

Select Bungalow / Flat No.

A-23

Next



Select Colony name



Select Bungalow/Flat No.

Road

4:26 PM | 79.4KB/s

Submit Complaint

Road Name

A/R Araka Rd Z.Hospital to Makarwali

Next



Select road name

Step 3 : Submit complaint

Submit Complaint (Type): Select complaint Type User can select multiple complaint type.

Building

3:10 PM | 1.4KB/s

Submit Complaint

Please select type of complaint. If your concern is not listed, [Click Here](#) to enter your complaint

Civil Work

- Brick work repair
- Cleaning water tank
- Door fittings with fiber
- Fitting net in the balcony
- Fitting visor in window
- Iron door/Window repair
- Jaffri Repair
- Making a cooler stand
- Making AC opening
- Malba to be removed

Next

There have option to create optional compliant

Choose complaint

Road

4:26 PM | 0.1KB/s

Submit Complaint

Please select type of complaint. If your concern is not listed, [Click Here](#) to enter your complaint

Water Logging

- Water Logging

Speed Breaker

- Identification paint is required on speed breaker
- Requirement of Speed Breaker
- Speed breaker is damaged
- Speed breaker needs to be removed

Encroachment

- Encroachment on Road

Next

There have option to create optional compliant

Choose complaint

Step 1: Option for Optional Complaint

Building

5:02 PM | 0.1KB/s

Submit Complaint

Please select type of complaint. If your concern is not listed, [Click Here](#) to enter your complaint

Civil Work

Brick work repair

Cleaning water tank

Enter Complaint

Option for optional complaint building

Next

1 2 3 4 5 6 7 8 9 0
q w e r t y u i o p
a s d f g h j k l
z x c v b n m
EN-HI

Write your complaint

Road

5:03 PM | 0.0KB/s

Submit Complaint

Please select type of complaint. If your concern is not listed, [Click Here](#) to enter your complaint

Water Logging

Water Logging

Enter Complaint

Optional complaint option road

Next

road रोड रोड़ रोसा

1 2 3 4 5 6 7 8 9 0
q w e r t y u i o p
a s d f g h j k l
z x c v b n m
EN-HI

Write your complaint

Step 2: Option for Optional Complaint

Building

5:02 PM | 9.2KB/s

Submit Complaint

Option for optional complaint building

Select complaint attachment

Camera Gallery Video

Upload Image/Video

Delhi Police Headquarters, Delhi Police Headquarters,
Indraprashta Marg, Balmiki Basti, Vikram Nagar, Delhi,
110002, India
8/22/2024 5:02 PM

Submit

Road

5:03 PM | 3.2KB/s

Submit Complaint

Optional complaint option road

Kilometre / Chainage

4586

Enter Kilometer/Chainage

Select complaint attachment

Camera Gallery Video

Upload Image/Video

Delhi Police Headquarters, Delhi Police Headquarters,
Indraprashta Marg, Balmiki Basti, Vikram Nagar, Delhi,
110002, India
8/22/2024 5:03 PM

Submit

Step 3: Click on submit button, then complaint will be created.

Step 4 : Submit complaint (Building)

Submit Complaint (Image/Video):

Upload Images, user can upload only one image against one complaint type.

Building

3:11 PM | 0.0KB/s

Submit Complaint

Fitting net in the balcony

Select complaint attachment

Camera Gallery Video

(28.6286828,77.2427278)
Delhi Police Headquarters, Delhi Police Headquarters,
Indraprashta Marg, Balmiki Basti, Vikram Nagar, Delhi,
110002, India
8/22/2024 3:11 PM

Submit

Upload
Image/Video

Road

4:28 PM | 0.3KB/s

Submit Complaint

Water Logging

Kilometre / Chainage

123

Select complaint attachment

Camera Gallery Video

(28.6286819,77.2427252)
Delhi Police Headquarters, Delhi Police Headquarters,
Indraprashta Marg, Balmiki Basti, Vikram Nagar, Delhi,
110002, India
8/22/2024 4:27 PM

Submit

Enter Kilometer/Chainage

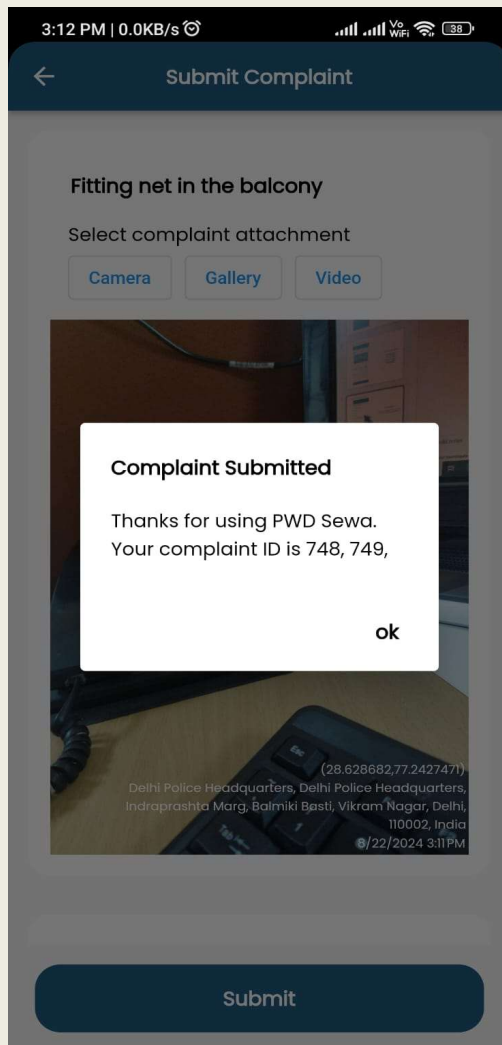
Upload Image/Video

Submit complaint (5th screen)

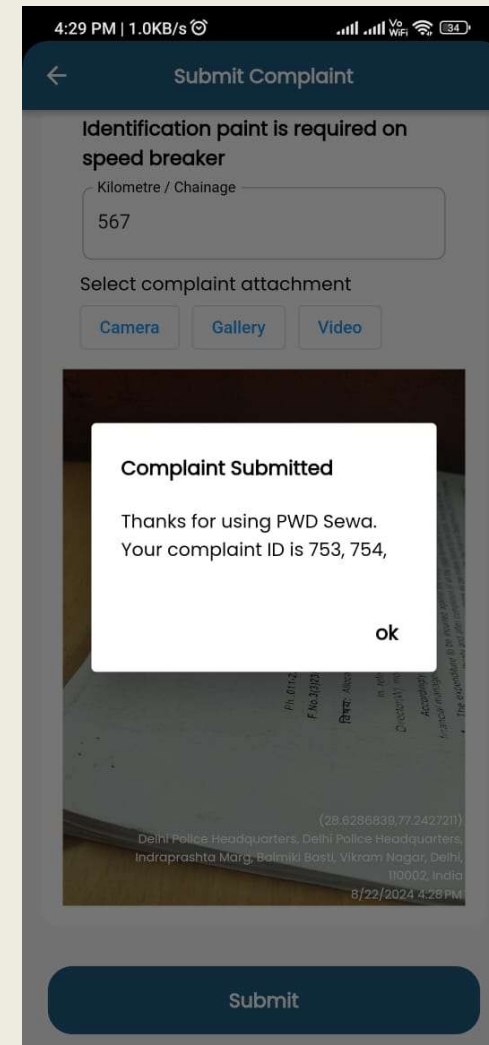
Submit Complaint (notify):

After submit the complaint showing pop with complaint ID.

Building



Road



Pending complaint for Public user



Pending complaint:
User can check the complaint
status.

Profile For public user

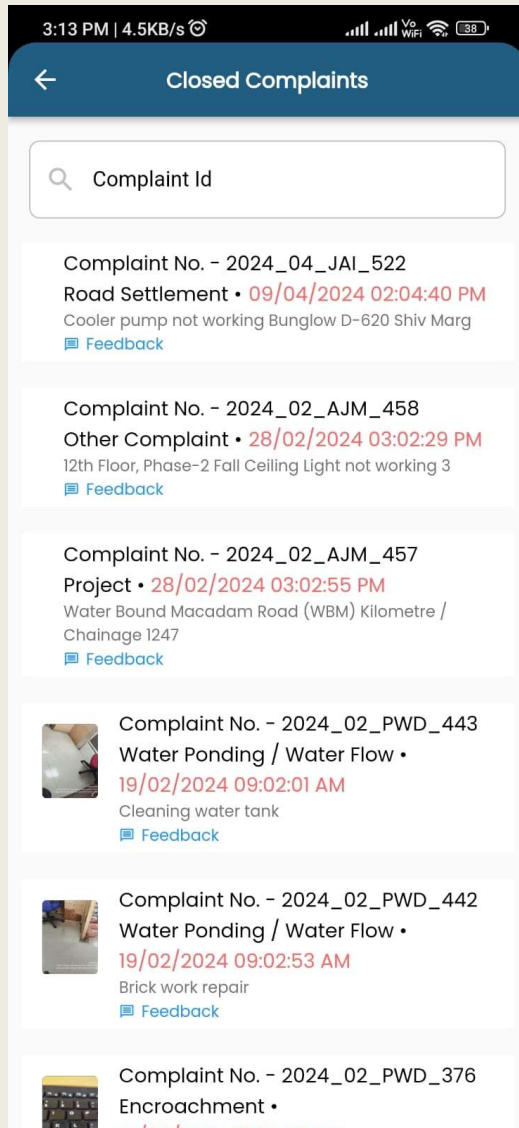
The screenshot shows a mobile application interface for 'PWD Rajasthan'. At the top, the status bar displays '1:55 PM | 3.2KB/s' and various connectivity icons. The app header is dark blue with a hamburger menu icon on the left, the text 'PWD Rajasthan' in the center, and a notification bell icon on the right. Below the header, there are four input fields, each with a label and an icon: 'Contact No' with a checkmark icon, 'Name' with a person icon, 'Email ID' with an envelope icon, and 'Address' with a house icon. The 'Contact No' field contains the value '9654100681' and the 'Name' field contains 'Dee'. Below these fields is a large blue button with a document icon and the text 'UPDATE'. At the bottom of the screen is a dark blue navigation bar with a home icon on the left and a 'Profile' button with a person icon on the right.

Profile update field:

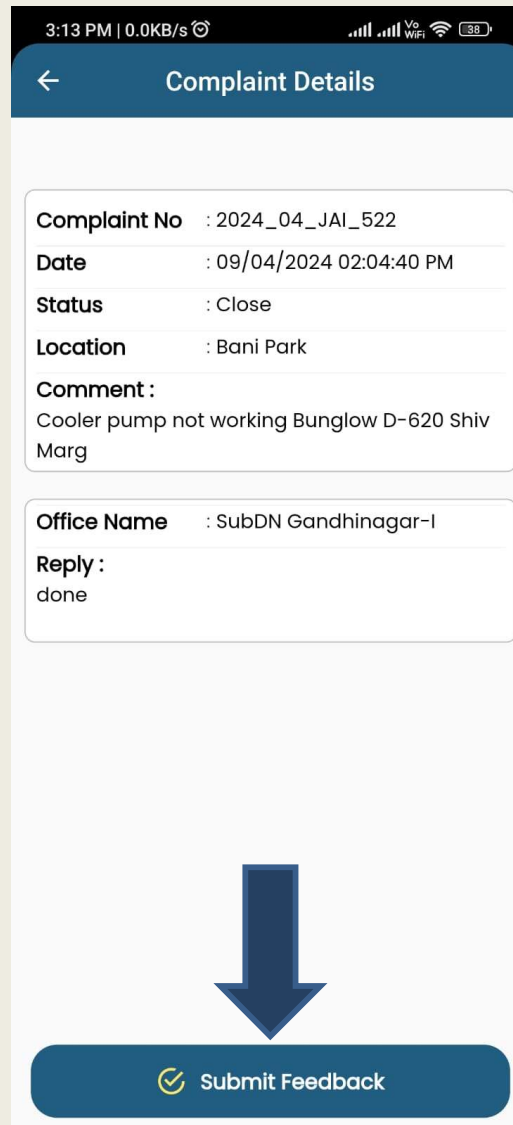
1. Name
2. Email ID
3. Address.

Submit Feed back

Step 1: Click on complaint which you want to update feedback



Step 2: Click on Submit Feedback Button



Step 3: Select option and write feedback

